






JRS5(TH-K)12



JRS5(TH-K)20



JRS5(TH-K)60



JRS5(TH-N)12



JRS5(TH-N)20

thermal elements are intercrossing overlapping arrangement, for easy selecting by the customers from -25°C to $+55^{\circ}\text{C}$ air temperature as the products have temperature compensating. The relays have the test push-button for breaking NC contacts, the operating indication and free trip characteristics. The items conform to IEC292-1, IEC337-1 & VDE0660.

Specifications

Type	Rated operating current (A)	Rated insulation voltage (A)	Setting current range (A)
3UA50	12.5	660	0.1 - 0.16, 0.16 - 0.25, 0.25 - 4, 0.32 - 0.63, 0.63 - 0.1, 0.8 - 1.25, 1 - 1.6, 1.25 - 2, 1.6 - 2.5, 2 - 3.2, 2.5 - 4, 3.2 - 5, 4 - 6.3, 5 - 8, 6.3 - 10, 8 - 12.5
3UA52	25	660	0.1 - 0.16, 0.16 - 0.25, 0.25 - 4, 0.32 - 0.63, 0.63 - 0.1, 0.8 - 1.25, 1 - 1.6, 1.25 - 2, 1.6 - 2.5, 2 - 3.2, 2.5 - 4, 3.2 - 5, 4 - 6.3, 5 - 8, 6.3 - 10, 8 - 12.5, 10 - 16, 12.5 - 20, 16 - 25
3UA54	32	660	4 - 6.3, 6.3 - 10, 10 - 16, 12.5 - 20, 16 - 25, 20 - 32
3UA58	80	1000	16 - 25, 20 - 32, 25 - 40, 32 - 50, 40 - 57, 50 - 63, 57 - 70, 63 - 80
3UA59	63	600	0.1 - 0.16, 0.16 - 0.25, 0.25 - 4, 0.32 - 0.63, 0.63 - 0.1, 0.8 - 1.25, 1 - 1.6, 1.25 - 2, 1.6 - 2.5, 2 - 3.2, 2.5 - 4, 3.2 - 5, 4 - 6.3, 5 - 8, 6.3 - 10, 8 - 12.5, 10 - 16, 12.5 - 20, 16 - 25, 20 - 32, 32 - 50, 40 - 57, 50 - 63
3UA62	180	660	55 - 80, 63 - 90, 80 - 110, 90 - 120, 110 - 135, 120 - 150, 135 - 160, 150 - 180
3UA66	400	1000	80 - 125, 125 - 200, 180 - 250, 200 - 320, 250 - 400
3UA68	630	1000	320 - 500, 400 - 630

JRS5(TH-K/N) Thermal Relay

Application

The thermal overload relays are suitable for overload protection of AC motor operated in 8-hours duty or uninterrupted duty.

The overload protected AC motor with frequency 50Hz, voltage up to 660V, current up to 40A.

Several functions provided by these relays, such as phase-failure protection, temperature compensation, ON/OFF indication and manual / automatic reset. The relays comply with IEC292-1 standard.

Specifications

Type	Plug in AC contact	Rated current of thermal element (A)	Setting current range (A)
JRS5-15 (TH-K12)	CJX5 10 11 CJX5 12 18	0.24,0.35,0.5,0.7,0.9,1.3, 1.7,2.1,2.5,3.6,5,6.6,9,11	0.2-0.28 0.28-0.42 0.4-0.6 0.55-0.85 0.7-1.1 1-1.6 1.4-2 1.7-2.1 2-3 2.8-4.4 4-6 5.2-8 7-11 9-13
JRS5-20 (TH-K20)	CJX5 20 21 CJX5 25 35	2.1,2.5,3.6,5,6.6,9,11, 15,19,22,29,35	1.7-2.1 2-3 2.8-4.4 4-6 5.2-8 7-11 9-13 12-18 16-22 18-26 24-34 30-40
JRS5-60 (TH-K60)	CJX5 50 65 CJX5 80 95	42,54	34-50 43-65